



Mandiri Sekuritas Analyst

Tjandra Lienandjaja

+6221 5296 9617

tjandra.lienandjaja@mandirisek.co.id

Vanessa Ariati Tanuwijaya

+6221 5296 9546

vanessa.tanuwijaya@mandirisek.co.id

INDUSTRY: BANKING

NEUTRAL



Upcoming ruling on reserve requirement

Bank Indonesia will revise the reserve requirement regulation with an increase in the secondary RR to 4% from 2.5%. The LDR RR criteria also will be changed. We believe the impact of the change in the secondary RR will be minimal but expect loan growth to slow down because of the changes in the LDR RR rules. Maintain Neutral on the sector which is trading at 2.4x P/BV 2013F.

Change in reserve requirement regulation. Bank Indonesia will soon change the regulations on reserve requirement, especially on the secondary and LDR reserve requirement. The regulation, to be fully implemented by 1 December 2013, will only impact the reserve regulation on the rupiah-denominated third party funds:

1. The primary reserve requirement on rupiah third party funds is kept at 8%;
2. The secondary reserve requirement on rupiah TPF will be increased to 4.0% from 2.5%;
3. Loan-deposit-ratio reserve requirement will be changed with banks with LDR of 78-92% do not have to add reserve requirement.

Banks have ample liquidity for rising secondary reserve requirement. Banks have sufficient funds to meet the increase in the secondary reserve. Based on total rupiah deposits of Rp2,816tr as of May 2013, banks have to add Rp42.2tr onto this reserve. The average primary reserve stood

at 8.5% of total deposits while the secondary reserve was at 12.2% of the total deposits as of May 2013.

Loan growth to slow down on LDR reserve requirement. LDR reserve requirement has been impacting three banks under our list: BCA, BRI and Bank Jatim. What is still uncertain here is whether the central bank will still use the 14% CAR threshold for banks with high LDR to avoid the LDR RR. If the threshold is no longer used, some other banks (CIMB Niaga, Panin, BTN, Danamon) will be affected as their LDRs were above 92% as of June 2013. We have yet to factor in the downward revision in loan growth into our forecasts.

Maintain Neutral on the sector. With the impact on LDR RR is still uncertain we maintain our Neutral call on the sector which is trading at 2.4x and 2.1x P/BV for 2013F and 2014F. At this juncture BRI remains as our top pick.

FIGURE 1. BANK VALUATION AND RECOMMENDATION

Company	Code	Recom.	Price (Rp)	TP (Rp)	Mkt. Cap. (Rp bn)	P/E (x)		P/BV (x)		ROE (%)		Yld (%)	
						2013F	2014F	2013F	2014F	2013F	2014F	2013F	2014F
BCA	BBCA IJ	NEUTRAL	10,300	10,300	253,947	19.3	16.2	4.0	3.4	22.9	22.7	1.6	2.2
BRI	BBRI IJ	BUY	7,800	10,600	192,419	9.5	7.9	2.4	2.0	28.0	27.8	2.9	3.7
BNI	BBNI IJ	BUY	4,100	5,300	76,459	9.6	7.6	1.5	1.4	17.2	18.9	2.8	4.2
Danamon	BDMN IJ	NEUTRAL	4,525	6,000	43,371	11.1	8.7	1.4	1.2	13.1	15.0	2.8	2.7
BTPN	BTPN IJ	BUY	4,200	5,500	24,529	10.4	8.4	2.4	2.0	26.4	25.8	-	2.4
Panin	PNBN IJ	BUY	690	850	16,614	7.4	5.9	0.9	0.8	12.9	14.1	-	2.7
BTN	BBTN IJ	BUY	1,130	1,700	11,936	7.0	5.2	1.0	0.9	15.2	18.0	3.4	4.2
BJB	BBJB IJ	NEUTRAL	1,010	1,300	9,793	7.1	5.7	1.5	1.3	21.8	23.8	6.8	7.3
Jatim	BJTM IJ	BUY	375	575	5,594	5.7	4.9	0.9	0.9	17.2	18.6	10.5	11.5
Average	NEUTRAL					11.8	9.7	2.3	2.0	21.1	21.5	2.3	2.7

Source: Mandiri Sekuritas estimates

Change in reserve requirement regulation

Bank Indonesia will change the regulation on reserve requirement, especially on the secondary and LDR reserve requirement, which was introduced in 2010. The regulation, which will be fully implemented in 1 December 2013, will only impact the reserve regulation on the rupiah-denominated third party funds:

1. The primary reserve requirement on the rupiah-denominated third party funds (TPF) is kept at 8%;
2. The secondary reserve requirement on the rupiah TPF will be increased to 4.0% from 2.5%;
3. Loan-to-deposit ratio (LDR) reserve requirement will be changed accordingly, namely banks with LDR of between 78-92% do not have to add their reserve requirement;

There is no change in reserve requirement for foreign-currency TPF, which is set at 8% and is placed in Bank Indonesia demand deposit.

The primary reserve requirement on the rupiah TPF is placed in Bank Indonesia demand deposit account and it does not earn interest for the first 5% level; thereafter earns 2.5% pa interest, provided the RR level is at least 8%.

The secondary reserve requirement is the minimum reserve to be maintained by banks and comprises of the Certificates of Bank Indonesia (SBI), Government Debenture Debt (SUN) or Sharia Government Securities (SBSN), all of which are earning assets.

The LDR reserve requirement is the additional reserve commercial banks should maintain in the form of current account with Bank Indonesia if the LDR is outside the 78%-92% range. It remains unclear whether the central bank will impose additional reserve requirement on banks, but using the previous regulation the disincentive will be as follows:

- If the LDR is below the 78% minimum LDR banks will have to set aside: $0.1 \times (78\% - \text{LDR})$ of the total rupiah deposits
- If the LDR is above the 92% maximum target (previously 100%) and the CAR is below 14% they will have to set aside: $0.2 \times (\text{LDR} - 92\%)$ of the total rupiah deposits.
- If the LDR is $>92\%$ and $\text{CAR} >14\%$ there is no need to add reserve requirement.

Banks have ample liquidity for rising secondary reserve requirement

Data from Bank Indonesia shows that banks have sufficient funds to increase their secondary reserves. Based on the total rupiah deposits of Rp2,816tr as of May 2013 banks have to add Rp42.2tr (1.5% of total rupiah deposits) onto this reserve. The average primary reserve was 8.5% of total deposits as of May 2013 (as BI does not provide details on rupiah and foreign currency reserve we assume the level of primary reserve is the same for both rupiah and foreign currencies). The secondary reserve stood at 12.2% of the total deposits in May 2013 and we derive this from the excess funds in the form of SBI, T-bills and bonds (of which 91% are the government bonds). Among the type of banks, foreign banks have the highest portion in primary and secondary reserves while the regional banks the lowest.

Given ample liquidity in the sector currently, we believe additional secondary reserve requirement won'tt have any significant impact on banks and the ruling is more for the prudential banking practice to keep the liquidity in the system.

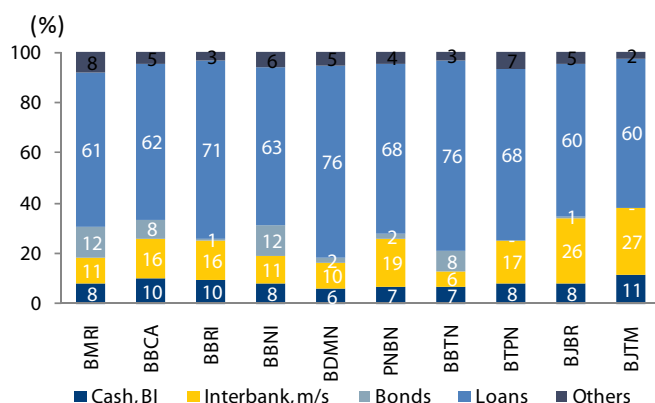
FIGURE 2. BANKS HAVE MORE THAN 4% IN SECONDARY RESERVE AS OF MAY 2013

	Total deposits (Rp tr)	Rp deposits (Rp tr)	Primary RR (Rp tr)	Secondary RR (Rp tr)	1st RR (%)	2nd RR (%)	Gross LDR (%)	CAR (%)
Industry	3,350	2,816	286	409	8.5	12.2	85.8	18.7
State banks	1,193	1,005	102	178	8.5	14.9	85.9	17.5
Forex private banks	1,401	1,201	113	139	8.1	9.9	82.9	16.4
Non-forex private banks	111	111	9	9	8.1	8.3	85.6	22.5
Regional banks	333	331	29	20	8.6	6.1	71.6	17.8
Joint venture banks	146	80	16	18	10.7	12.0	115.4	20.1
Foreign banks	166	88	18	45	10.7	27.2	110.7	33.6

Source: Bank Indonesia, Mandiri Sekuritas estimates

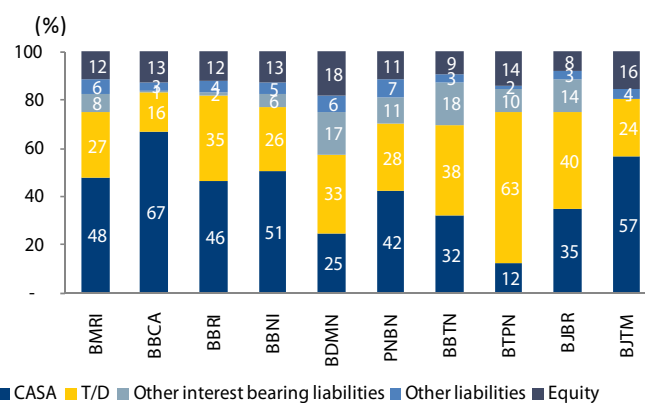
Figure 3 below shows each of 10 bank's assets breakdown in June 2013. In addition to the cash and accounts in BI the interbank, marketable securities and bonds account for an average 20% of total assets, which confirms the BI data on ample liquidity.

FIGURE 3. INDIVIDUAL BANKS ASSET BREAKDOWN – JUN 13



Source: Banks, Mandiri Sekuritas

FIGURE 4. INDIVIDUAL BANKS LIABILITY BREAKDOWN – JUN 13



Source: Banks, Mandiri Sekuritas

Loan growth to slow down on LDR reserve requirement

LDR reserve requirement has been impacting three banks under our list: BCA, BII and Bank Jatim. BCA has been increasing its LDR and still has high excess funds, BII is close to the LDR limit of 92% with <14% CAR as of June 2013, however they are in the process of conducting a rights issue so are likely to get away from this additional reserve requirement. Bank Jatim needs to increase its loans to reach the 78% LDR requirement.

What is uncertain here is whether the central bank will still use the 14% CAR threshold for banks with high LDR to get away from LDR RR. If the threshold is no longer used then some other banks (CIMB Niaga, Panin, BTN, Danamon) will be affected by the ruling given their LDR was above 92% in June 2013. We have yet to factor in this into our forecasts with downward revision on loan growth, which is in line with the slowing GDP growth.

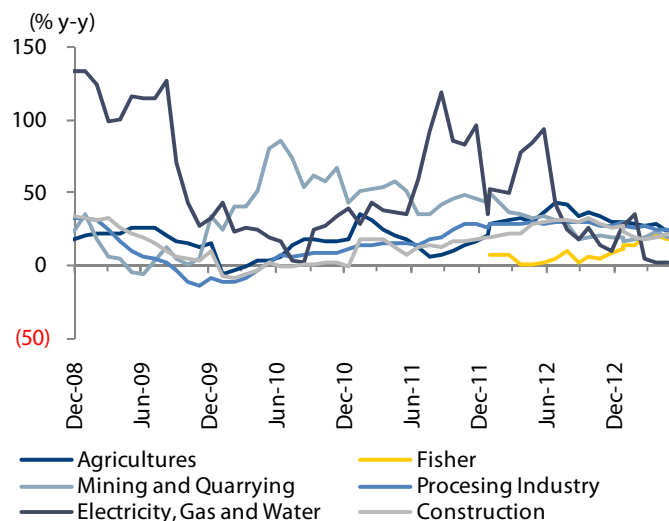
FIGURE 5. POTENTIAL IMPACT ON LDR RR ON BANKS, BASED ON JUNE 2013 FIGURES

Bank	B'berg Ticker	LDR (%)	CAR (%)	LDR within range of 78-92%?	CAR >14%?	Affected by LDR RR	Est. addt'l LDR RR %	Rp deposits Jun-13 Rp bn	Addt'l LDR RR Rp bn
Mandiri	BMRI	85	15.3	Yes	Yes	No	—	436,559	
BRI	BBRI	90	17.3	Yes	Yes	No	—	388,809	
BNI	BBNI	84	16.3	Yes	Yes	No	—	224,158	
CIMB Niaga	BNGA	101	16.1	No	Yes	No	—	122,573	
Panin	PNBN	96	18.3	No	Yes	No	—	94,983	
BTN	BBTN	111	16.7	No	Yes	No	—	82,033	
Danamon	BDMN	135	18.7	No	Yes	No	—	81,800	
bjb	BJBR	82	18.1	Yes	Yes	No	—	54,715	
BTPN	BTPN	91	22.7	Yes	Yes	No	—	47,748	
BCA	BBCA	74	16.4	No	Yes	Yes	1.8	347,079	6,203
BII	BNII	93	13.0	No	Below	Yes	0.3	72,128	201
Jatim	BJTM	75	22.8	No	Yes	Yes	0.3	27,166	79

Source: Banks, Mandiri Sekuritas estimates

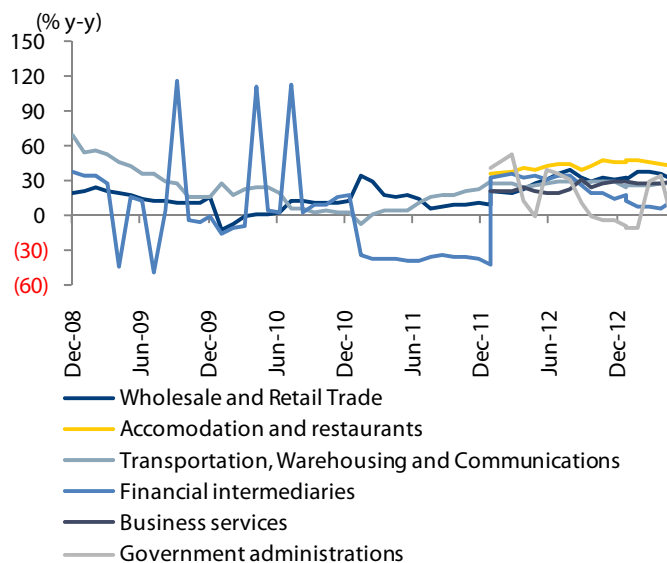
The new LDR RR rules, we believe, will force banks to slow down their loan growth, especially to certain industries. The following four figures show the loan growth in all of the 24 categories for which certain sectors posted high growth rates (>25% y-y in June 2013) including: wholesale and retail trading, hotels and F&B, transportation (figure 7); individual services (figure 8); apartment and shop house ownership (figure 9). While slowing loan growth is the first alternative for banks to meet the BI ruling, they can also opt for other alternatives to keep the LDR in check: 1) increasing total deposits through higher rates thus at the expense of margin or 2) moving more towards the higher yield loans so that the interest benefit is more than sufficient to compensate for the cost arising from additional reserve requirement.

FIGURE 6. LOAN GROWTH BASED ON SECTOR 1



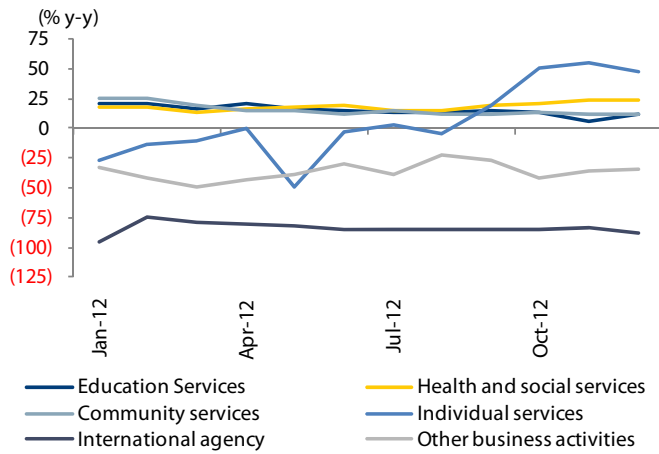
Source: Bank Indonesia, Mandiri Sekuritas

FIGURE 7. LOAN GROWTH BASED ON SECTOR 2



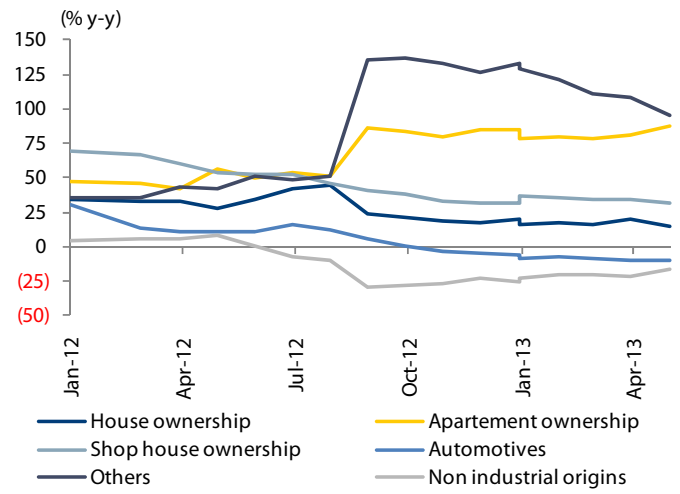
Source: Bank Indonesia, Mandiri Sekuritas

FIGURE 8. LOAN GROWTH BASED ON SECTOR 3



Source: Bank Indonesia, Mandiri Sekuritas

FIGURE 9. LOAN GROWTH BASED ON SECTOR 4



Source: Bank Indonesia, Mandiri Sekuritas

RESEARCH

John Rachmat	Head of Equity Research, Strategy	john.rachmat@mandirisek.co.id	+6221 5296 9542
Adrian Joezer	Automotive, Conglomerate, Consumer, Retail	adrian.joezer@mandirisek.co.id	+6221 5296 9549
Handoko Wijoyo	Construction, Toll Road	handoko.wijoyo@mandirisek.co.id	+6221 5296 9418
Hariyanto Wijaya, CFA, CFP, CA, CPA	Plantation, Heavy eq., Energy	hariyanto.wijaya@mandirisek.co.id	+6221 5296 9553
Herman Koeswanto, CFA	Coal and Metal mining	herman.koeswanto@mandirisek.co.id	+6221 5296 9569
Tjandra Lienandjaja	Banking	tjandra.lienandjaja@mandirisek.co.id	+6221 5296 9617
Liliana S Bambang	Property, Building Material	liliana.bambang@mandirisek.co.id	+6221 5296 9465
Aldian Taloputra	Economist	aldian.taloputra@mandirisek.co.id	+6221 5296 9572
Leo Putra Rinaldy	Economist	leo.rinaldy@mandirisek.co.id	+6221 5296 9406
Satriawan	Technical Analyst	satriawan@mandirisek.co.id	+6221 520 8007
Janefer Amanda Soelaiman	Research Assistant	janefer.soelaiman@mandirisek.co.id	+6221 5296 9543
Rizky Hidayat	Research Assistant	rizky.hidayat@mandirisek.co.id	+6221 5296 9415
Vanessa Ariati Tanuwijaya	Research Assistant	vanessa.tanuwijaya@mandirisek.co.id	+6221 5296 9546
Wisnu Trihatmojo	Research Assistant	wisnu.trihatmojo@mandirisek.co.id	+6221 5296 9544

INSTITUTIONAL SALES

Lokman Lie	Co-Head Institutional Equities	lokman.lie@mandirisek.co.id	+6221 527 5375
Silva Halim	Co-Head Institutional Equities	silva.halim@mandirisek.co.id	+6221 527 5375
Andrew Handaya	Institutional Sales	andrew.handaya@mandirisek.co.id	+6221 527 5375
Oos Rosadi	Institutional Sales	oos.rosadi@mandirisek.co.id	+6221 527 5375
Vera Ongyono	Institutional Sales	vera.ongyono@mandirisek.co.id	+6221 527 5375
Yohan Setio, CFA	Institutional Sales	yohan.setio@mandirisek.co.id	+6221 527 5375
Zahra Aldila Niode	Institutional Sales	zahra.niode@mandirisek.co.id	+6221 527 5375
Mirna Santikara Salim	Institutional Sales	santikara.salim@mandirisek.co.id	+6221 527 5375
Jane Sukardi	Institutional Sales	jane.sukardi@mandirisek.co.id	+6221 527 5375
Kusnadi Widjaja	Equity Dealing	kusnadi.widjaja@mandirisek.co.id	+6221 527 5375
Edwin Setiadi	Equity Dealing	edwin.setiadi@mandirisek.co.id	+6221 527 5375

RETAIL SALES

Ridwan Pranata	Jakarta Branch	ridwan.pranata@mandirisek.co.id	+6221 5296 9514
Yohanes Triyanto	Kelapa Gading Branch	Yohanes.triyanto@mandirisek.co.id	+6221 45845355
Hendra Riady	Mangga Dua Branch	hendra.riady@mandirisek.co.id	+6221 6230 2333
Meta Rama Prilyandari	Pondok Indah Branch	meta.priyandari@mandirisek.co.id	+6221 75818837
Boy Triono	Bandung Branch	boy.triyono@mandirisek.co.id	+6222 2510738
Yuri Ariadi	Pontianak Branch	yuri.ariadi@mandirisek.co.id	+62561 582292
Irawan Endro Surono	Malang & Surabaya Branch	irawan.es@mandirisek.co.id	+6231 535 7218
Ruwie	Medan Branch	ruwie@mandirisek.co.id	+6261 457 1116

INVESTMENT RATINGS: Indicators of expected total return (price appreciation plus dividend yield) within the 12-month period from the date of the the last published report, are: Buy (10% or higher), Neutral (-10% to10%) and Sell (-10% or lower).

DISCLAIMER: This report is issued by PT. Mandiri Sekuritas, a member of the Indonesia Stock Exchanges (IDX). Although the contents of this document may represent the opinion of PT. Mandiri Sekuritas, deriving its judgement from materials and sources believed to be reliable, PT. Mandiri Sekuritas or any other company in the Mandiri Group cannot guarantee its accuracy and completeness. PT. Mandiri Sekuritas or any other company in the Mandiri Group may be involved in transactions contrary to any opinion herein to make markets, or have positions in the securities recommended herein. PT. Mandiri Sekuritas or any other company in the Mandiri Group may seek or will seek investment banking or other business relationships with the companies in this report. For further information please contact our number 62-21-5263445 or fax 62-21-5275711.

ANALYSTS CERTIFICATION: Each contributor to this report hereby certifies that all the views expressed accurately reflect his or her views about the companies, securities and all pertinent variables. It is also certified that the views and recommendations contained in this report are not and will not be influenced by any part or all of his or her compensation.